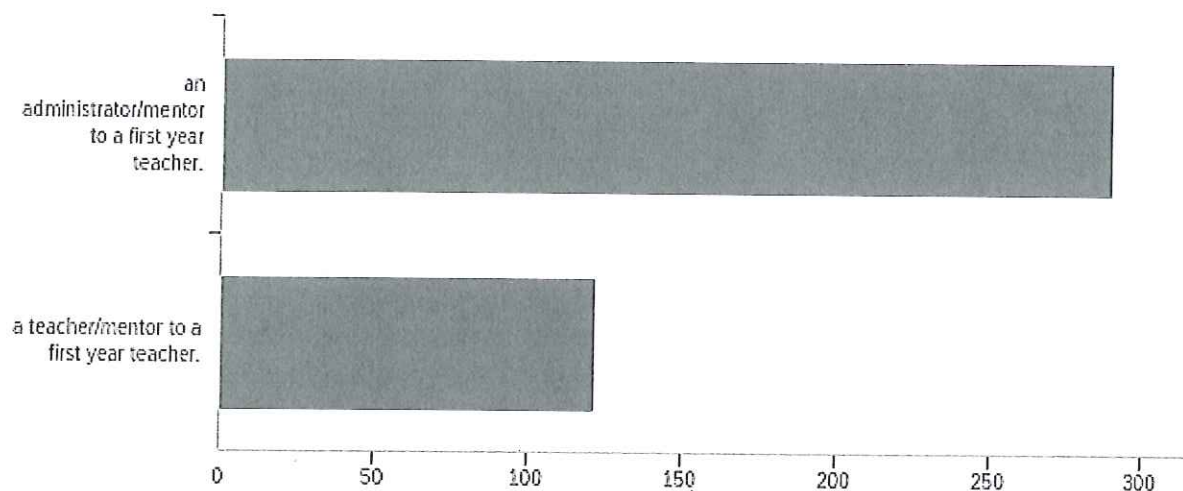


# OEQA FYT MENTOR 2021 Report traditional certification only

OEQA Mentor/Administrator Survey 2021

June 26th 2021, 5:43 pm CDT

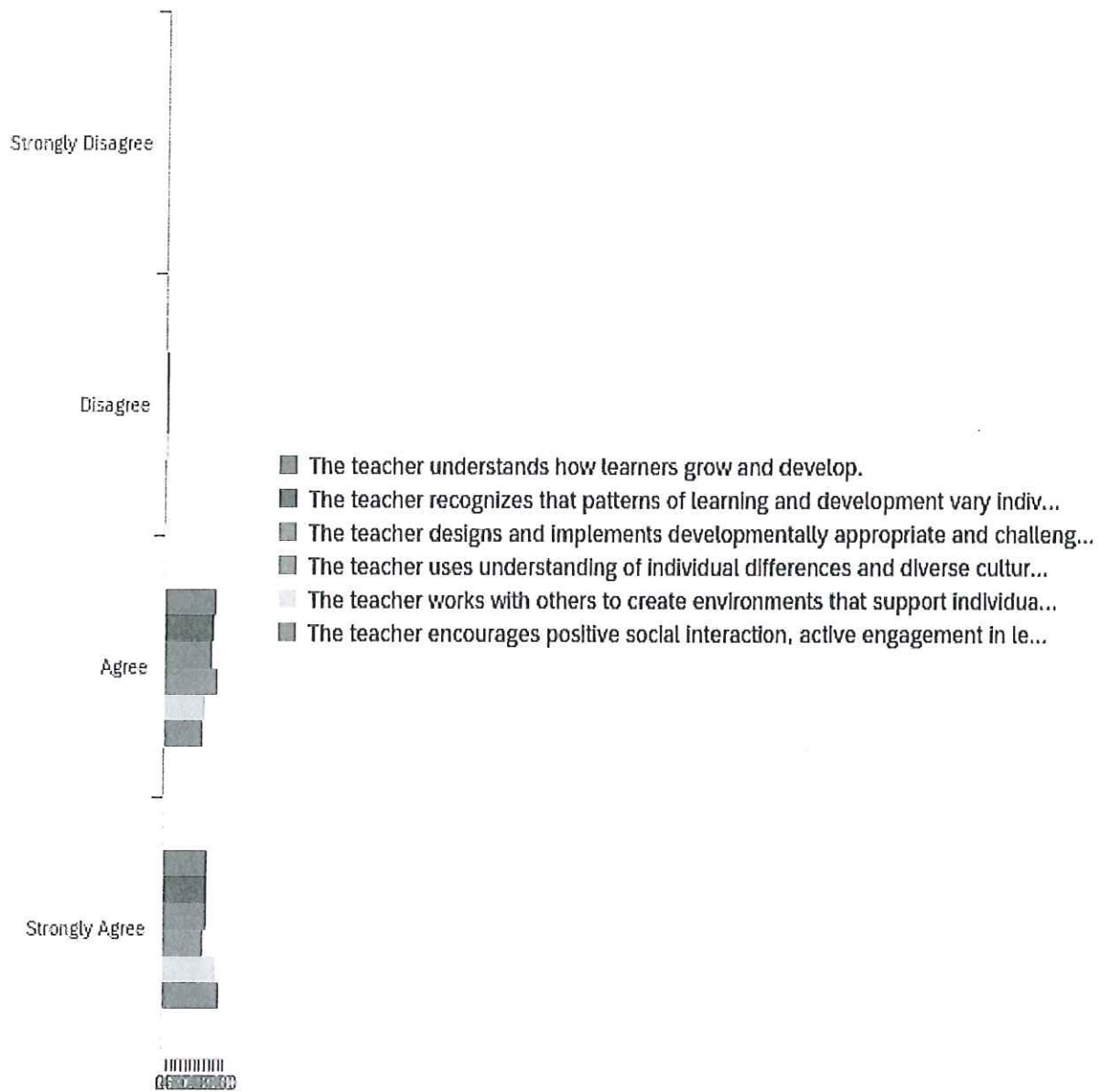
Q5 - The person completing this survey is:



#	Field	Minimum	Maximum	Mean	Std Deviation	Variance	Count
1	The person completing this survey is:	1.00	2.00	1.30	0.46	0.21	412

#	Answer	%	Count
1	an administrator/mentor to a first year teacher.	70.39%	290
2	a teacher/mentor to a first year teacher.	29.61%	122
	Total	100%	412

Q1 - The Learner and Learning Please rate the extent to which you agree that each statement is true of [ExternalDataReference].

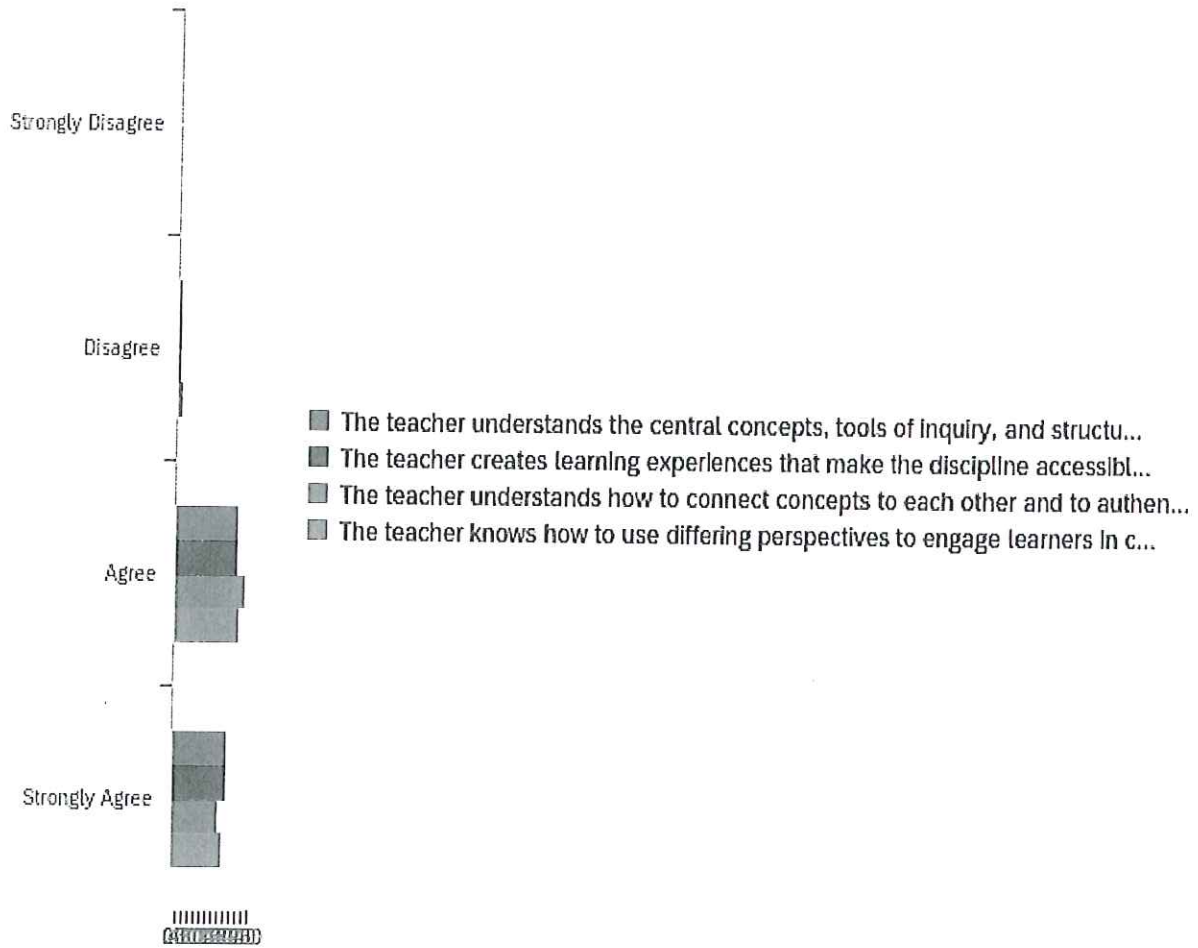


#	Field	Minimum	Maximum	Mean	Std Deviation	Variance	Count
1	The teacher understands how learners grow and develop.	2.00	4.00	3.43	0.53	0.28	412
2	The teacher recognizes that patterns of learning and development vary individually within and across the cognitive, linguistic, social, emotional, and physical areas.	1.00	4.00	3.43	0.55	0.30	412

3	The teacher designs and implements developmentally appropriate and challenging learning experiences.	1.00	4.00	3.42	0.58	0.34	412
4	The teacher uses understanding of individual differences and diverse cultures and communities to ensure inclusive learning environments that enable each learner to meet high standards.	1.00	4.00	3.38	0.56	0.31	412
5	The teacher works with others to create environments that support individual and collaborative learning.	1.00	4.00	3.51	0.58	0.33	412
6	The teacher encourages positive social interaction, active engagement in learning, and self-motivation.	1.00	4.00	3.57	0.55	0.30	412

#	Question	Strongly Disagree	Disagree	Agree	Strongly Agree	Total				
1	The teacher understands how learners grow and develop.	0.00%	0	1.70%	7	53.16%	219	45.15%	186	412
2	The teacher recognizes that patterns of learning and development vary individually within and across the cognitive, linguistic, social, emotional, and physical areas.	0.24%	1	1.94%	8	52.18%	215	45.63%	188	412
3	The teacher designs and implements developmentally appropriate and challenging learning experiences.	0.49%	2	3.16%	13	49.76%	205	46.60%	192	412
4	The teacher uses understanding of individual differences and diverse cultures and communities to ensure inclusive learning environments that enable each learner to meet high standards.	0.24%	1	3.16%	13	54.85%	226	41.75%	172	412
5	The teacher works with others to create environments that support individual and collaborative learning.	0.49%	2	2.67%	11	41.99%	173	54.85%	226	412
6	The teacher encourages positive social interaction, active engagement in learning, and self-motivation.	0.49%	2	1.21%	5	39.32%	162	58.98%	243	412

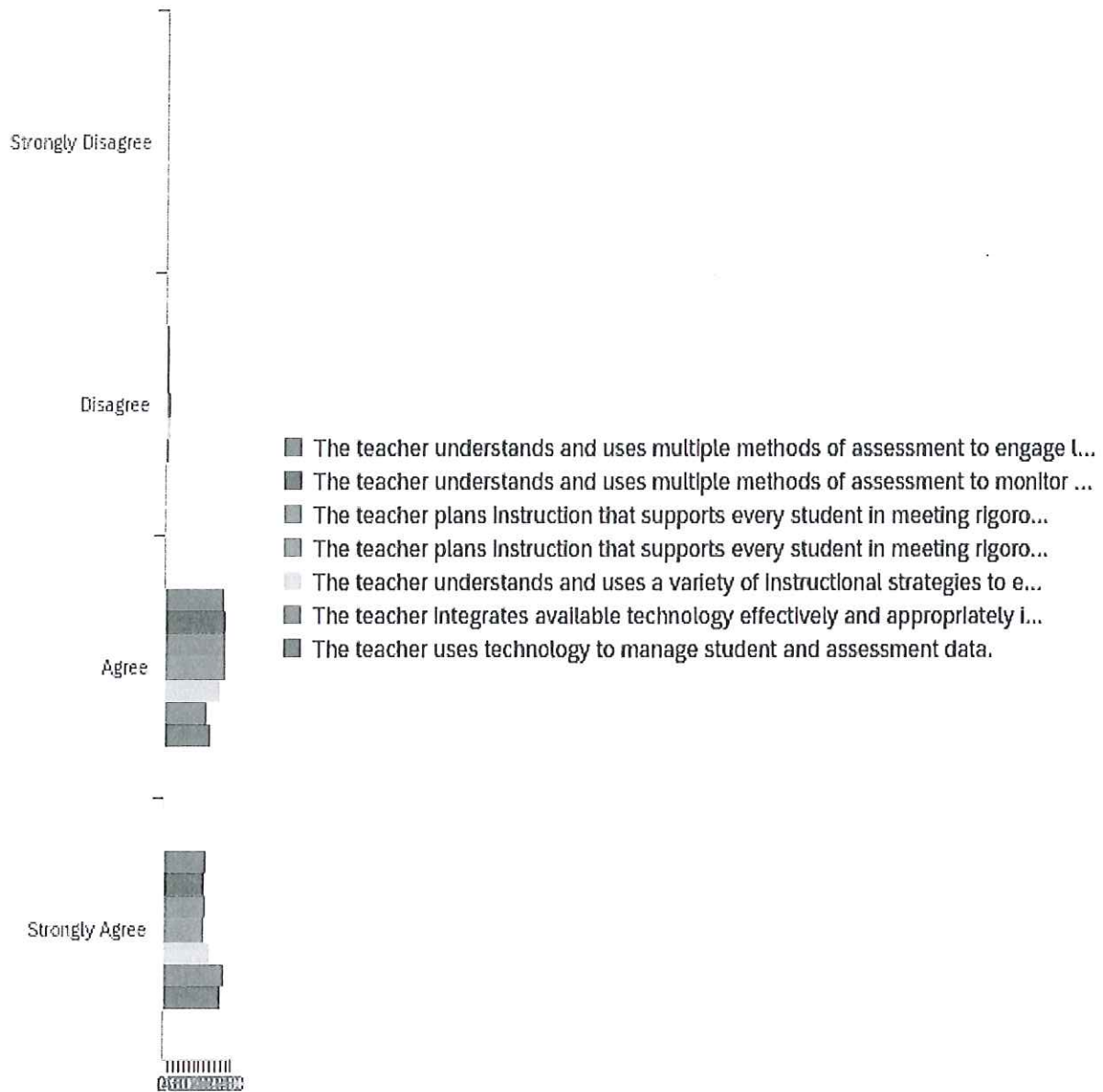
Q2 - Content Please rate the extent to which you agree that each statement is true of [ExternalDataReference].



#	Field	Minimum	Maximum	Mean	Std Deviation	Variance	Count
1	The teacher understands the central concepts, tools of inquiry, and structures of the discipline(s) he or she teaches.	2.00	4.00	3.42	0.55	0.30	412
2	The teacher creates learning experiences that make the discipline accessible and meaningful for learners to assure mastery of the content.	1.00	4.00	3.42	0.56	0.32	412
3	The teacher understands how to connect concepts to each other and to authentic local and global issues.	1.00	4.00	3.35	0.55	0.30	412
4	The teacher knows how to use differing perspectives to engage learners in critical thinking, creativity, and collaborative problem solving.	1.00	4.00	3.37	0.57	0.33	412

#	Question	Strongly Disagree	Disagree	Agree	Strongly Agree	Total
1	The teacher understands the central concepts, tools of inquiry, and structures of the discipline(s) he or she teaches.	0.00% 0	2.67% 11	52.18% 215	45.15% 186	412
2	The teacher creates learning experiences that make the discipline accessible and meaningful for learners to assure mastery of the content.	0.24% 1	2.91% 12	51.70% 213	45.15% 186	412
3	The teacher understands how to connect concepts to each other and to authentic local and global issues.	0.24% 1	2.91% 12	58.50% 241	38.35% 158	412
4	The teacher knows how to use differing perspectives to engage learners in critical thinking, creativity, and collaborative problem solving.	0.24% 1	4.13% 17	53.88% 222	41.75% 172	412

Q3 - Instructional Practice Please rate the extent to which you agree that each statement is true of [ExternalDataReference].



#	Field	Minimum	Maximum	Mean	Std Deviation	Variance	Count
1	The teacher understands and uses multiple methods of assessment to engage learners in their own growth and guide learners' decision making.	2.00	4.00	3.37	0.55	0.30	412
2	The teacher understands and uses multiple methods of assessment to monitor learner progress and to guide his/her decision making.	2.00	4.00	3.36	0.55	0.30	411



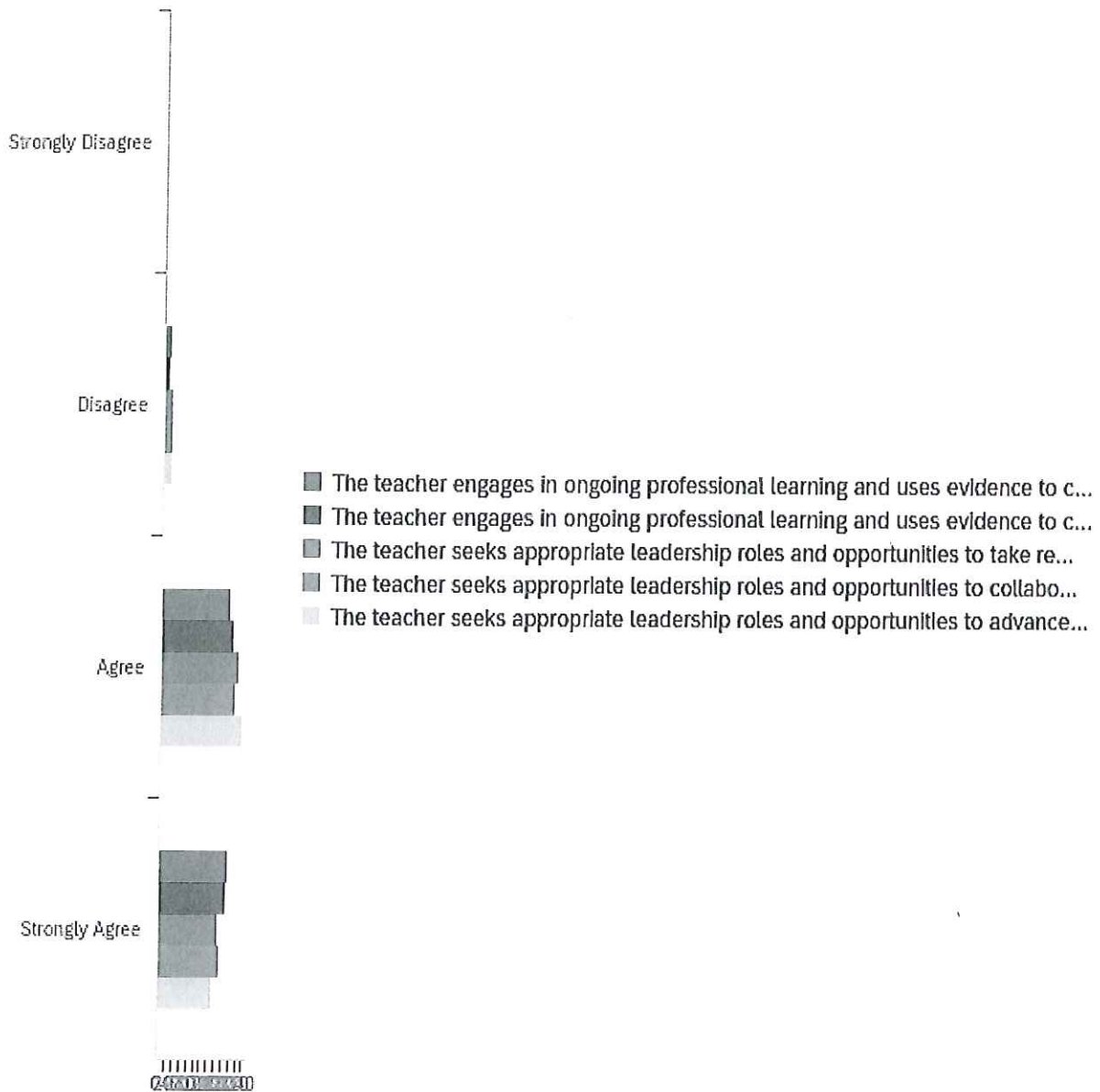
3	The teacher plans instruction that supports every student in meeting rigorous learning goals by drawing upon knowledge of content areas, curriculum, cross-disciplinary skills, and pedagogy.	2.00	4.00	3.36	0.54	0.30	411
4	The teacher plans instruction that supports every student in meeting rigorous learning goals by drawing upon knowledge of learners and the community context.	2.00	4.00	3.33	0.57	0.32	412
5	The teacher understands and uses a variety of instructional strategies to encourage learners to develop deep understanding of content areas and their connections, and to build skills to apply knowledge in meaningful ways.	1.00	4.00	3.38	0.57	0.33	411
6	The teacher integrates available technology effectively and appropriately into instruction.	2.00	4.00	3.56	0.53	0.29	412
7	The teacher uses technology to manage student and assessment data.	2.00	4.00	3.53	0.53	0.28	411

#	Question	Strongly Disagree	Disagree	Agree	Strongly Agree	Total
1	The teacher understands and uses multiple methods of assessment to engage learners in their own growth and guide learners' decision making.	0.00% 0	3.16% 13	56.31% 232	40.53% 167	412
2	The teacher understands and uses multiple methods of assessment to monitor learner progress and to guide his/her decision making.	0.00% 0	3.41% 14	57.66% 237	38.93% 160	411
3	The teacher plans instruction that supports every student in meeting rigorous learning goals by drawing upon knowledge of content areas, curriculum, cross-disciplinary skills, and pedagogy.	0.00% 0	3.16% 13	57.18% 235	39.66% 163	411
4	The teacher plans instruction that supports every student in meeting rigorous learning goals by drawing upon knowledge of learners and the community context.	0.00% 0	5.10% 21	56.80% 234	38.11% 157	412
5	The teacher understands and uses a variety of instructional strategies to encourage learners to develop deep understanding of content areas and their connections, and to build skills	0.24% 1	3.89% 16	53.04% 218	42.82% 176	411

	to apply knowledge in meaningful ways.									
6	The teacher integrates available technology effectively and appropriately into instruction.	0.00%	0	1.94%	8	40.29%	166	57.77%	238	412
7	The teacher uses technology to manage student and assessment data.	0.00%	0	1.46%	6	43.80%	180	54.74%	225	411



**Q4 - Professional Responsibility** Please rate the extent to which you agree that each statement is true of [ExternalDataReference].

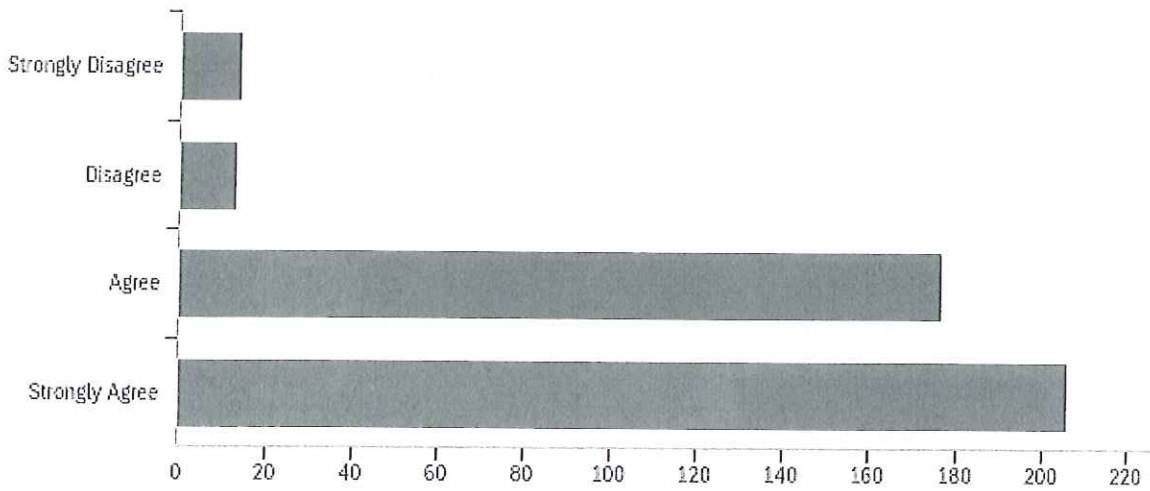


#	Field	Minimum	Maximum	Mean	Std Deviation	Variance	Count
1	The teacher engages in ongoing professional learning and uses evidence to continually evaluate his/her practice, particularly the effects of his/her choices and actions on others (learners, families, other professionals, and the community).	1.00	4.00	3.43	0.58	0.34	411
2	The teacher engages in ongoing professional learning and uses evidence to continually	1.00	4.00	3.43	0.56	0.32	411

	adapt practice to meet the needs of each learner.						
3	The teacher seeks appropriate leadership roles and opportunities to take responsibility for student learning.	1.00	4.00	3.35	0.59	0.34	412
4	The teacher seeks appropriate leadership roles and opportunities to collaborate with learners, families, colleagues, other school professionals, and community members to ensure learner growth.	1.00	4.00	3.36	0.60	0.36	412
5	The teacher seeks appropriate leadership roles and opportunities to advance the profession.	1.00	4.00	3.31	0.59	0.35	412

#	Question	Strongly Disagree	Disagree	Agree	Strongly Agree	Total
1	The teacher engages in ongoing professional learning and uses evidence to continually evaluate his/her practice, particularly the effects of his/her choices and actions on others (learners, families, other professionals, and the community).	0.24% 1	4.14% 17	48.18% 198	47.45% 195	411
2	The teacher engages in ongoing professional learning and uses evidence to continually adapt practice to meet the needs of each learner.	0.24% 1	2.92% 12	50.36% 207	46.47% 191	411
3	The teacher seeks appropriate leadership roles and opportunities to take responsibility for student learning.	0.24% 1	5.10% 21	53.88% 222	40.78% 168	412
4	The teacher seeks appropriate leadership roles and opportunities to collaborate with learners, families, colleagues, other school professionals, and community members to ensure learner growth.	0.24% 1	5.83% 24	51.46% 212	42.48% 175	412
5	The teacher seeks appropriate leadership roles and opportunities to advance the profession.	0.49% 2	5.58% 23	56.55% 233	37.38% 154	412

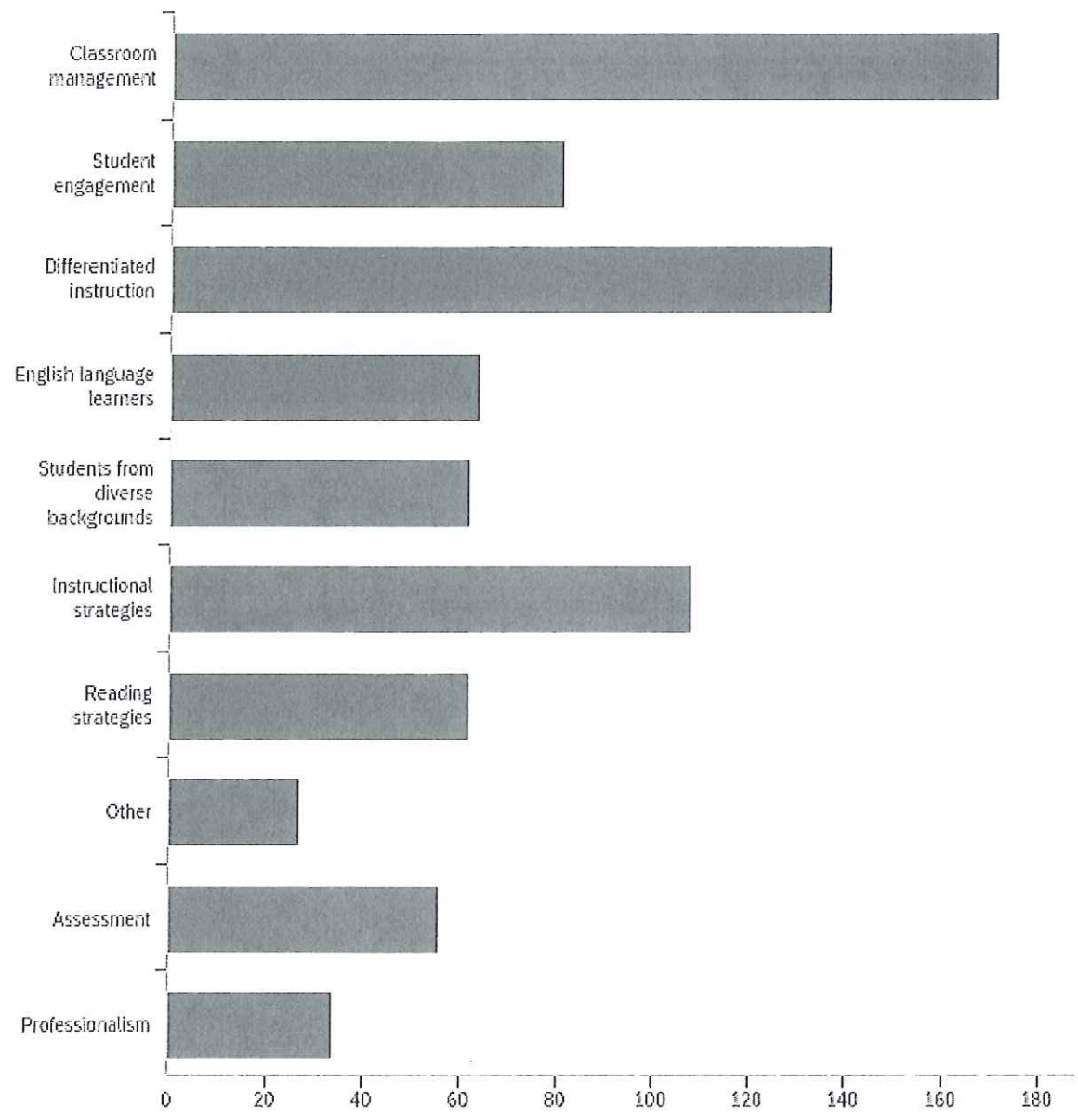
**Q16 - Overall, [ExternalDataReference]'s preparation/route to certification effectively prepared him/her to have a positive impact on P12 student learning and development.**



#	Field	Minimum	Maximum	Mean	Std Deviation	Variance	Count
1	Overall, [ExternalDataReference]'s preparation/route to certification effectively prepared him/her to have a positive impact on P12 student learning and development.	1.00	4.00	3.40	0.71	0.51	410

#	Answer	%	Count
1	Strongly Disagree	3.41%	14
2	Disagree	3.17%	13
3	Agree	43.17%	177
4	Strongly Agree	50.24%	206
	Total	100%	410

**Q7 - Considering [ExternalDataReference]'s preparation in light of the needs of your school, what are your recommendations for strengthening the teacher's preparation?**



#	Answer	%	Count
1	Classroom management	21.32%	171
2	Student engagement	10.10%	81
3	Differentiated instruction	17.08%	137
4	English language learners	7.98%	64

5	Students from diverse backgrounds	7.73%	62
6	Instructional strategies	13.47%	108
7	Reading strategies	7.73%	62
8	Other	3.37%	27
9	Assessment	6.98%	56
10	Professionalism	4.24%	34
	Total	100%	802

### Q7\_8\_TEXT - Other

Other - Text

Special Education/Testing

Additional experience

Social Studies Content

More online strategies for remote learners. Not just being taught how to teach in a brick and mortar classroom.

Use of data for instruction

I would encourage her to not take too much extra work on. She is extremely dedicated to her students in and out of the classroom and does very well juggling many jobs. As I say that, I see that she does not get enough of "me time" and that will require her saying no to some extra duties.

██████ is learning she has a lot to offer our staff. Being the youngest member, she lacks confidence to speak out among her peers when she has something to share.

Continue growth as an educator

She is phenomenal

Miss ██████ is off to a super start in her teaching career.

How to become part of the staff. She is so very shy and reserved that she never reaches out to anyone other than her mentor teacher.

Social Emotional Learning

Preparing future teachers for realistic administrative tasks related to teaching. ie: All of the things that teachers are responsible for IN ADDITION TO teaching.

Communication with parents. I don't feel any program addresses this issue adequately.

NA

Self confidence

Leadership within her team

NA

██████ excels in all areas! No recommendations based on her performance.

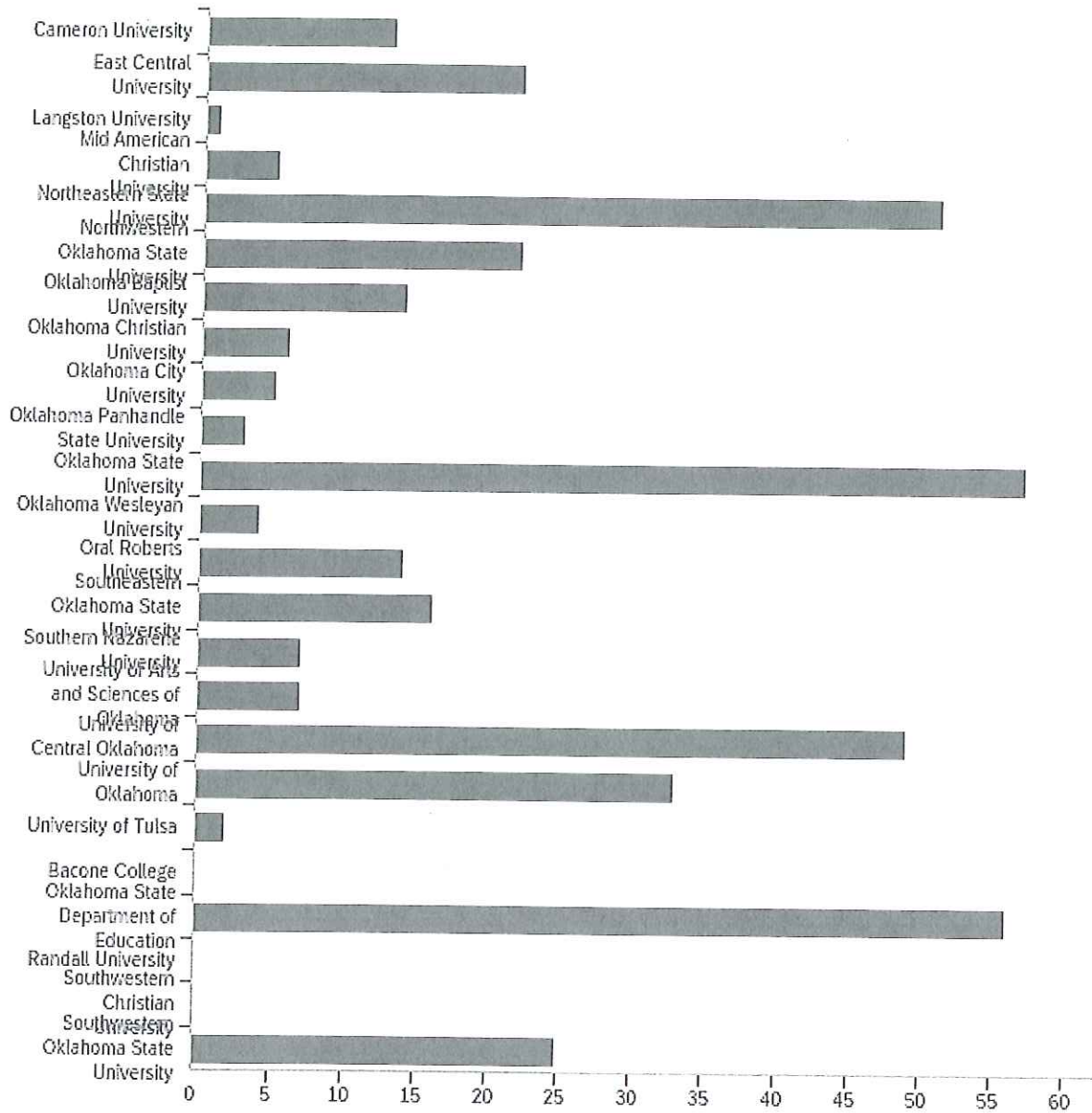
She had a full Education career in another state. This doesn't apply to her.

She does an excellent job in her classroom and with all of the things that we had to deal with this year. She has a positive attitude and is a great teacher.

She was well prepared



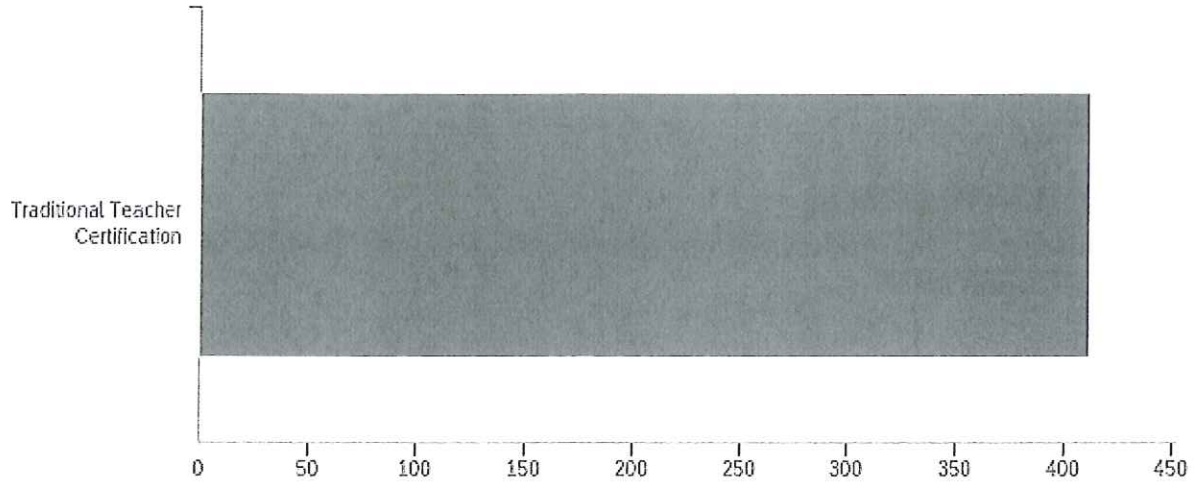
**Q8 - [ExternalDataReference] received his/her preparation at which of the following institutions? If the teacher has an alternative or emergency certificate, please select Oklahoma State Department of Education.**



#	Field	Minimum	Maximum	Mean	Std Deviation	Variance	Count
1	[ExternalDataReference] received his/her preparation at which of the following institutions? If the teacher has an alternative or emergency certificate, please select Oklahoma State Department of Education.	1.00	25.00	13.59	6.91	47.69	412

#	Answer	%	Count
1	Cameron University	3.16%	13
2	East Central University	5.34%	22
3	Langston University	0.24%	1
4	Mid American Christian University	1.21%	5
6	Northeastern State University	12.38%	51
7	Northwestern Oklahoma State University	5.34%	22
8	Oklahoma Baptist University	3.40%	14
9	Oklahoma Christian University	1.46%	6
10	Oklahoma City University	1.21%	5
11	Oklahoma Panhandle State University	0.73%	3
12	Oklahoma State University	13.83%	57
13	Oklahoma Wesleyan University	0.97%	4
14	Oral Roberts University	3.40%	14
15	Southeastern Oklahoma State University	3.88%	16
16	Southern Nazarene University	1.70%	7
17	University of Arts and Sciences of Oklahoma	1.70%	7
18	University of Central Oklahoma	11.89%	49
19	University of Oklahoma	8.01%	33
20	University of Tulsa	0.49%	2
21	Bacone College	0.00%	0
22	Oklahoma State Department of Education	13.59%	56
23	Randall University	0.00%	0
24	Southwestern Christian University	0.00%	0
25	Southwestern Oklahoma State University	6.07%	25
	Total	100%	412

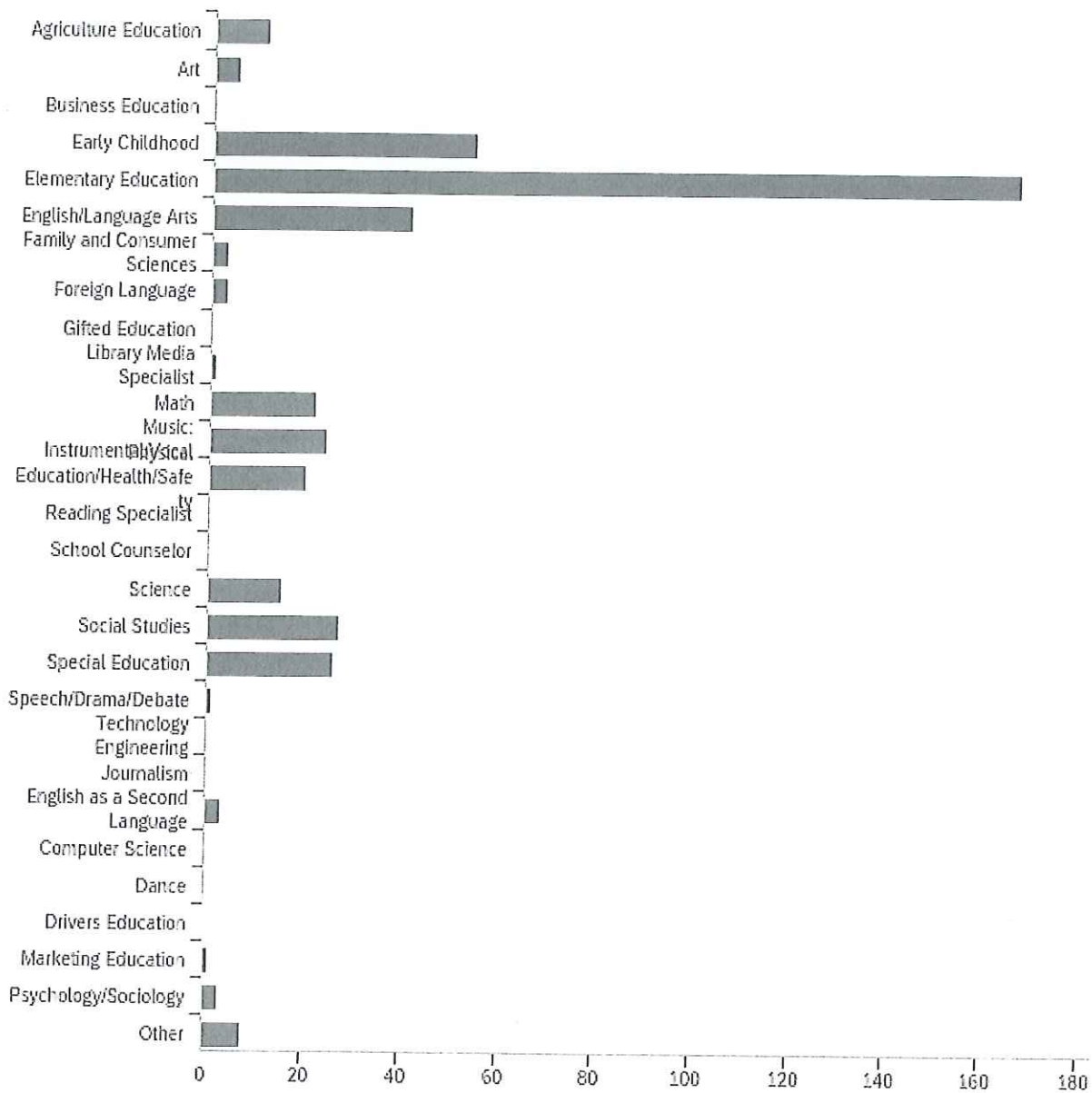
Q9 - [ExternalDataReference] received his/her license via:



#	Field	Minimum	Maximum	Mean	Std Deviation	Variance	Count
1	[ExternalDataReference] received his/her license via:	1.00	1.00	1.00	0.00	0.00	412

#	Answer	%	Count
1	Traditional Teacher Certification	100.00%	412
	Total	100%	412

**Q10 - In what area was [ExternalDataReference] initially certified? (Please check all that apply)**



#	Answer	%	Count
1	Agriculture Education	2.53%	11
2	Art	1.15%	5
3	Business Education	0.00%	0
4	Early Childhood	12.41%	54

5	Elementary Education	38.39%	167
6	English/Language Arts	9.43%	41
7	Family and Consumer Sciences	0.69%	3
8	Foreign Language	0.69%	3
9	Gifted Education	0.00%	0
10	Library Media Specialist	0.23%	1
11	Math	5.06%	22
12	Music: Instrumental/Vocal	5.52%	24
13	Physical Education/Health/Safety	4.60%	20
14	Reading Specialist	0.00%	0
15	School Counselor	0.00%	0
16	Science	3.45%	15
17	Social Studies	6.21%	27
18	Special Education	5.98%	26
19	Speech/Drama/Debate	0.23%	1
20	Technology Engineering	0.00%	0
21	Journalism	0.00%	0
22	English as a Second Language	0.69%	3
23	Computer Science	0.00%	0
24	Dance	0.00%	0
25	Drivers Education	0.00%	0
26	Marketing Education	0.23%	1
27	Psychology/Sociology	0.69%	3
35	Other	1.84%	8
	Total	100%	435

## Q10\_35\_TEXT - Other

Other - Text

Mild Moderate Disabilities

Not certified

---

Math interventionist

---

Social Studies

---

Secondary Education

---

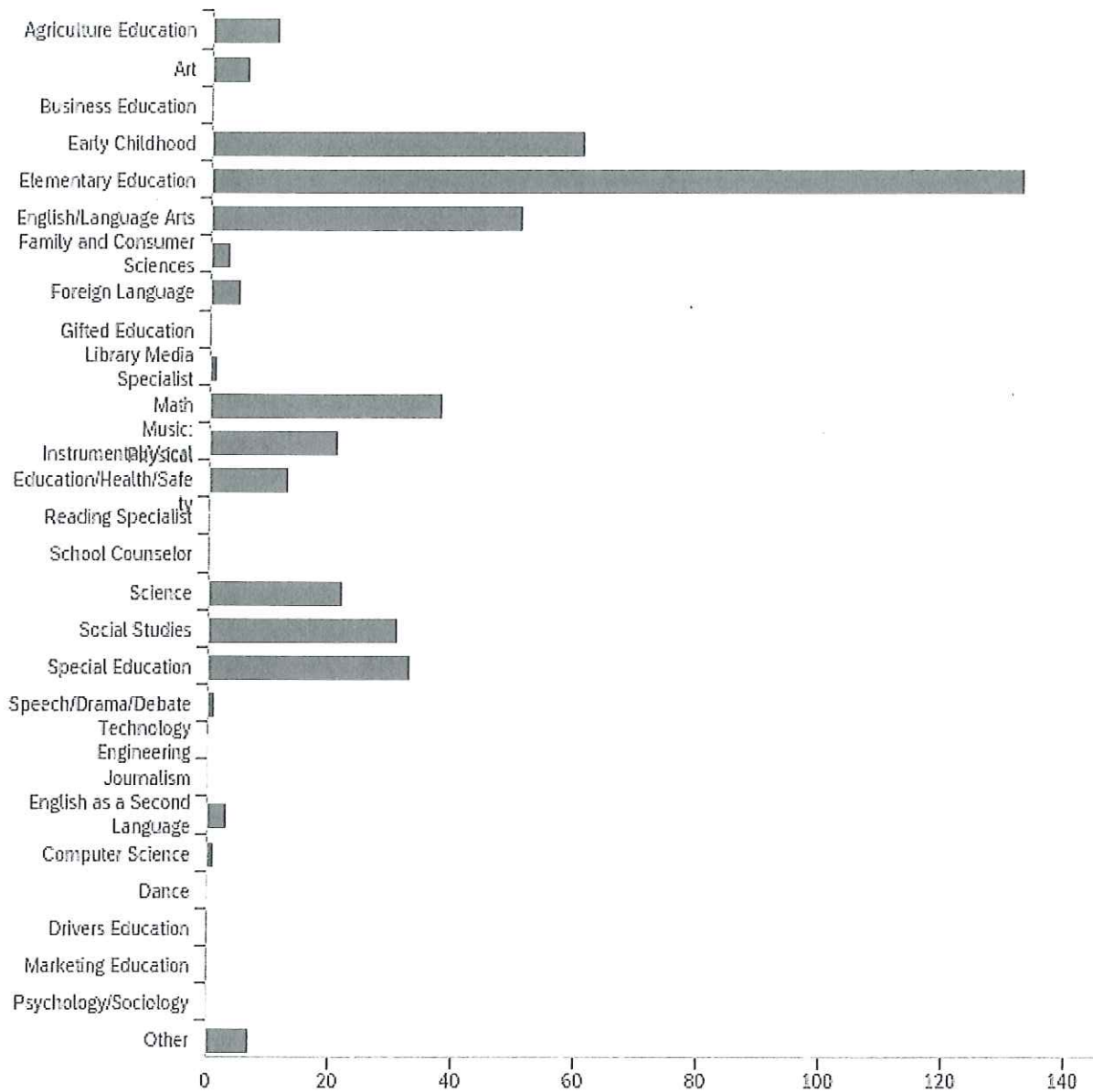
US History

---

5th-12th JROTC



**Q11 - What is [ExternalDataReference]'s primary teaching assignment? (Please check all that apply)**



#	Answer	%	Count
1	Agriculture Education	2.49%	11
2	Art	1.36%	6
3	Business Education	0.00%	0
4	Early Childhood	13.83%	61

5	Elementary Education	30.16%	133
6	English/Language Arts	11.56%	51
7	Family and Consumer Sciences	0.68%	3
8	Foreign Language	1.13%	5
9	Gifted Education	0.00%	0
10	Library Media Specialist	0.23%	1
11	Math	8.62%	38
12	Music: Instrumental/Vocal	4.76%	21
13	Physical Education/Health/Safety	2.95%	13
14	Reading Specialist	0.00%	0
15	School Counselor	0.00%	0
16	Science	4.99%	22
17	Social Studies	7.03%	31
18	Special Education	7.48%	33
19	Speech/Drama/Debate	0.23%	1
20	Technology Engineering	0.00%	0
21	Journalism	0.00%	0
22	English as a Second Language	0.68%	3
23	Computer Science	0.23%	1
24	Dance	0.00%	0
25	Drivers Education	0.00%	0
26	Marketing Education	0.00%	0
27	Psychology/Sociology	0.00%	0
35	Other	1.59%	7
	Total	100%	441

Q11\_35\_TEXT - Other

Other - Text

Self contained

Music

Special Ed Co-teacher

AFJROTC

